The Diana Initiative 2021 Demographics

The average Diana Initiative Attendee in 2021 was a 25-34 year old woman, who lives in the Americas and who is an Individual Contributor at work

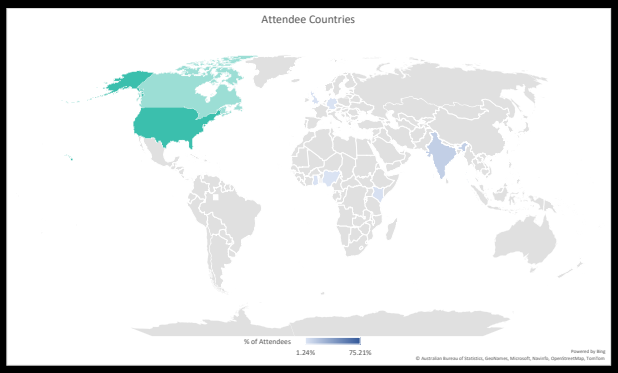

The Majority of our attendees are from the Americas

United States 75.21%
India 11.42%

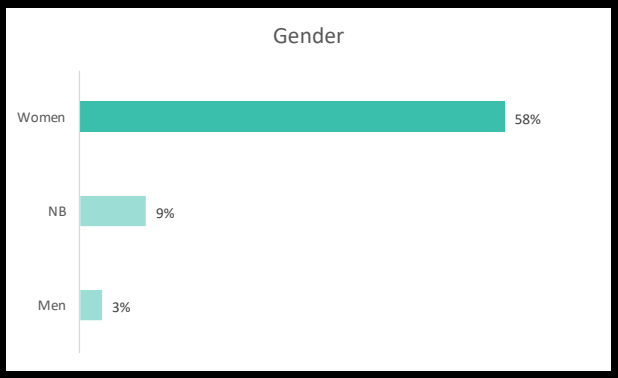

The Majority of our attendees are Women

Women 58%
Non binary 9%
Men 3%

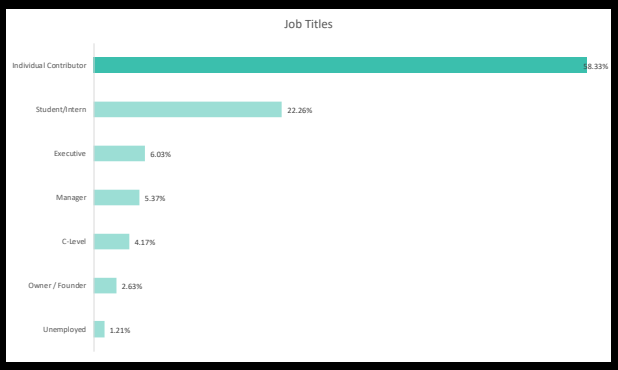

Most of our Attendees are Individual Contributors

Individual Contributors 58.33%
Student/Intern 22.26%
Executive 6.03%

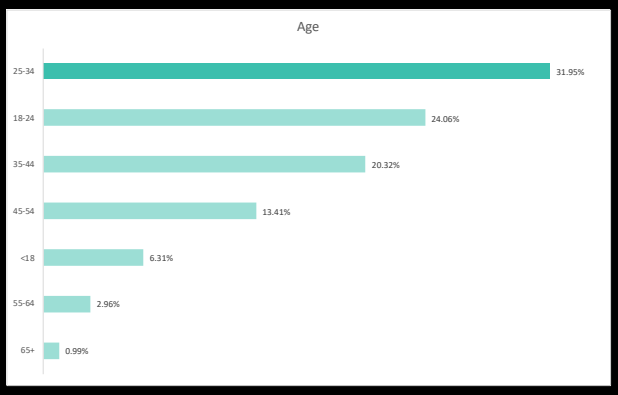

Most of our Attendees are aged between 25 and 34

25-34 31.95%
18-24 24.06%
35-44 20.32%